



PRODUCT DESCRIPTION & TECHNICAL SPECIFICATIONS

For making plasterboard joints.

Trade name	Product name	Jointing tape 150 lm
Product dimensions	Height (in mm)	50
	Width (in mm)	105
	Length (in mm)	220
	Weight (in kg)	1.13
Material		Kraft paper
Consumption	Average consumption (per m ²)	1.4
	Average consumption (per m)	1
Install information : all products	Unit pack : type	Box
	Unit pack : height (in cm)	22.5
	Unit pack : width (in cm)	22.5
	Unit pack : weight (in kg)	12
	Unit pack : depth (in cm)	51.5
	Number of products / parcels (in items)	10

ADVANTAGES

- Classic and fast install
- Invisible after finishing
- Strong resistance

REFERENCES TO TECHNICAL DOCUMENTS

- Customs nomenclature : 48239085
- Regulations : NF EN 13963 compliant with DTU 25.41

REFERENCES & PACKAGINGS


- Product reference: A00244
- Barcode : 3585501002441
- Packaging: Box of 10 rolls
49 cartons per pallet.

AREA OF APPLICATION

Jointing of plasterboard joints.

INSTALLATIE

1. Apply a layer of plaster jointing compound along the join of the two plasterboards
2. Apply the paper jointing tape to the compound over the length of the plasterboards
3. Press down the paper jointing tape with a spatula
4. Cover the paper jointing tape with jointing compound (in two operations)



DO YOU KNOW THE ASSOCIATED SEMIN PRODUCTS ?

- CE 78 : Apply like a rendering coat.



PRODUCT DESCRIPTION & TECHNICAL SPECIFICATIONS

For making plasterboard joints.

Trade name	Product name	Jointing tape 23m
Product dimensions	Height (in mm)	50
	Width (in mm)	105
	Length (in mm)	105
	Weight (in kg)	0,192
Material	Kraft paper	
Consumption	Average consumption (per m ²)	1.4
	Average consumption (per m)	1
Install information : all products	Unit pack : type	Box
	Unit pack : height (in cm)	11,5
	Unit pack : width (in cm)	24
	Unit pack : weight (in kg)	4,09
	Unit pack : depth (in cm)	51,5
	Number of products / parcels (in items)	20

ADVANTAGES

- Classic and fast install
- Invisible after finishing
- Strong resistance

REFERENCES TO TECHNICAL DOCUMENTS

- Customs nomenclature : 48239085
- Regulations : NF EN 13963 compliant with DTU 25.41

REFERENCES & PACKAGINGS


- Product reference: A00250
- Barcode : 3585501002502
- Packaging : 45 cartons of 10 rolls
45 cartons per pallet.

AREA OF APPLICATION

Jointing of plasterboard joints.

INSTALLATIE

1. Apply a layer of plaster jointing compound along the join of the two plasterboards
2. Apply the paper jointing tape to the compound over the length of the plasterboards
3. Press down the paper jointing tape with a spatula
4. Cover the paper jointing tape with jointing compound (in two operations)



DO YOU KNOW THE ASSOCIATED SEMIN PRODUCTS ?

- CE 78 : Apply like a rendering coat.



PRODUCT DESCRIPTION & TECHNICAL SPECIFICATIONS

For making plasterboard joints.

Trade name	Product name	Jointing tape 75 m
Product dimensions	Height (in mm)	50
	Width (in mm)	150
	Length (in mm)	150
	Weight (in kg)	0,75
Material	Kraft paper	
Consumption	Average consumption (per m ²)	1.4
	Average consumption (per m)	1
Install information : all products	Unit pack : type	Box
	Unit pack : height (in cm)	32
	Unit pack : width (in cm)	32
	Unit pack : weight (in kg)	15
	Unit pack : depth (in cm)	53
	Number of products / parcels (in items)	20

ADVANTAGES

- Classic and fast install
- Invisible after finishing
- Strong resistance

REFERENCES TO TECHNICAL DOCUMENTS

- Customs nomenclature : 48239085
- Regulations : NF EN 13963 compliant with DTU 25.41

REFERENCES & PACKAGINGS


- Product reference: A00251
- Barcode : 3585501002519
- Packaging : Box of 20 rolls
50 cartons per pallet.

AREA OF APPLICATION

Jointing of plasterboard joints.

INSTALLATIE

1. Apply a layer of plaster jointing compound along the join of the two plasterboards
2. Apply the paper jointing tape to the compound over the length of the plasterboards
3. Press down the paper jointing tape with a spatula
4. Cover the paper jointing tape with jointing compound (in two operations)



DO YOU KNOW THE ASSOCIATED SEMIN PRODUCTS ?

- CE 78 : Apply like a rendering coat.